


Pizza Braille Game

Part Word Contractions





sh

ble


ing

er

ow

ed

ar



ch

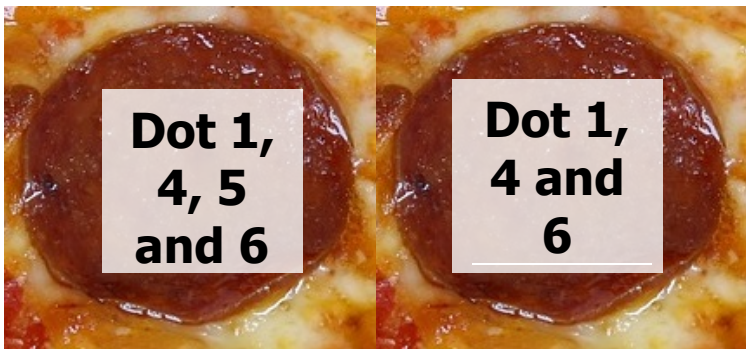

ou

th

st














wh

gh





Answer Sheet

Visual	Dot Formation	Part Word
	Dots 3, 4 and 6	ing
	Dots 1, 2, 4 and 6	ed
	Dots 1, 2, 4, 5 and 6	er
	Dots 3, 4 and 5	ar
	Dots 2, 4 and 6	ow
	Dots 3, 4, 5 and 6	ble
	Dots 1, 2 and 6	gh
	Dots 1 and 6	ch
	Dots 1, 2, 5 and 6	ou
	Dots 1, 4, 5 and 6	th
	Dots 1, 4 and 6	sh
	Dots 3 and 4	st
	Dots 1, 5 and 6	wh

Name: _____

Circle the correct braille symbol that represents the print contraction on the left.






ing					
ed					
er					
ar					
ow					
ble					
gh					
ch					
ou					

th					
sh					
st					
wh					

Name: _____

Draw a line to connect the print letters to the correct braille letter.

ing		
ed		
er		
ar		
ow		
ble		
gh		
ch		

ou		
th		
sh		
st		
wh		

Name: _____

Circle the correct dot numbers that are needed to create each contraction on the left.





Contraction	Dots					
ing	1	2	3	4	5	6
ed	1	2	3	4	5	6
er	1	2	3	4	5	6
ar	1	2	3	4	5	6
ow	1	2	3	4	5	6
ble	1	2	3	4	5	6
gh	1	2	3	4	5	6
ch	1	2	3	4	5	6
ou	1	2	3	4	5	6
th	1	2	3	4	5	6
sh	1	2	3	4	5	6
st	1	2	3	4	5	6

wh	1	2	3	4	5	6
----	---	---	---	---	---	---

Name: _____

Create the correct Braille symbol that represents the print contraction on the left.

ing	
ed	
er	
ar	
ow	
ble	
gh	
ch	

ou	
th	
sh	
st	
wh	